

Clean Park® Garage Mats



- Catches every drop of mud, slush and grime.
- Keeps your garage and home clean and safe.
- Prevents slips and falls.
- Holds gallons of liquid and dirt.
- Super strong, raised Snap-On edges are fast and easy to install.
- Each Clean Park® uses 24" long Snap-On side pieces and 18" long Snap-On end pieces.
- 1 Year Warranty

STANDARD 20-mil

Part #	Color	Description
60034	Gray	3' x 4' Oil Drip Mat
60049	Gray	4 1/2' x 9' Motorcycle/Golf Cart Mat
60714	Gray	7 1/2' x 14' Small Garage Mat
60716	Gray	7 1/2' x 16' Medium Garage Mat
60718	Gray	7 1/2' x 18' Standard Garage Mat
60720	Gray	7 1/2' x 20' Long Garage Mat
60722	Gray	7 1/2' x 22' X Long Garage Mat
60920	Gray	9' x 20' X Large Garage Mat
60922	Gray	9' x 22' XX Large Garage Mat

HEAVY DUTY 50-mil

Part #	Color	Description
70034	Gray	3' x 4' Oil Drip Mat
70049	Gray	4 1/2' x 9' Motorcycle/Golf Cart Mat
70714	Gray	7 1/2' x 14' Small Garage Mat
70716	Gray	7 1/2' x 16' Medium Garage Mat
70718	Gray	7 1/2' x 18' Standard Garage Mat
70720	Gray	7 1/2' x 20' Long Garage Mat
70722	Gray	7 1/2' x 22' X Long Garage Mat

Stick-On Door Guard



- Protects vehicle against Door Dings and Chipped Paint.
- Soft, nearly invisible Door Guard helps cushion even the hardest of blows.
- Smooth suction cups hold Door Guard onto vehicle without scratching paint.
- Lifetime Warranty

The Park Smart® Stick-On Door Guard is the ideal preventative measure against Door Dings and Chipped paint. The soft nearly invisible Door Guard helps cushion even the hardest of blows. The smooth suction cups hold the Door Guard onto vehicle without scratching the paint. The Stick-On Door Guard measures 25" x 6.5" x 0.63". Comes with a Lifetime Warranty.

Part #	Description
20040	Stick-On Door Guard

Hanging Door Guard

- Protects both cars in your garage.
- Includes all mounting hardware.
- Lifetime warranty

The Park Smart® Hanging Door Guard is the ideal preventative measure against chipping and denting of your car's doors. The unique design cushions the impact of the car door to protect both cars from damage. This durable, yellow rubber-like pad comes complete with string, hooks and anchors to install to wood rafters or drywall ceilings. The Hanging Door Guard measures 25" x 6.5" x 1.25". Comes with a Lifetime Warranty.



Part #	Description
20020	Hanging Door Guard

Parking Mat

- Park Perfectly Every Time
- Double-sided tape anchors mat to floor to keep mat from moving.
- One size fits all passenger cars and trucks.
- Lifetime Warranty

The Park Smart® Parking Mat is the ideal preventative measure against garage mishaps. Made of highly visible, ridged plastic material, the Parking Mat is durable as well as oil and gasoline resistant. The Parking Mat is designed to guide you into your garage and let you know exactly when to stop. As you feel yourself driving over the first bump, you will know it is time to stop. Double-sided foam tape, attached to the back, secures the Mat in place. The Parking Mat measures 27.5"x 12"x 1.5". Comes with a Lifetime Warranty.



Part #	Description
10001	Yellow Parking Mat
10003	Black Parking Mat
10005	Red Parking Mat

Wall Guard

- Maximum protection for your car door.
- Includes all hardware to mount to drywall, studs, brick and concrete.
- Holes are 16" and 24" apart for mounting to studs.
- Lifetime Warranty

The Park Smart® Wall Guard is the ideal preventative measure against chipping and denting of your car's doors. The unique design cushions the impact of the car door to protect both the car and the wall from damage. This durable rubber-like pad comes complete with all the necessary hardware to install to drywall, studs, brick and concrete. Holes are 16" and 24" apart for fastening to studs. The Wall Guard measures 25"x 6.5"x 0.63". Comes with a Lifetime Warranty.

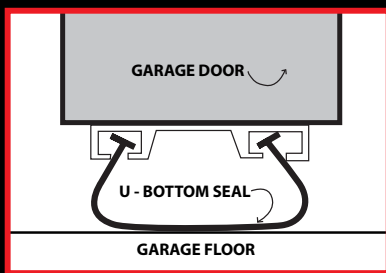


Part #	Description
20001	Yellow Wall Guard
20005	Clear Wall Guard
20007	Red Wall Guard

ProSeal™ Garage Door Seals



3.5" wide (flat) with two T-Ends Forms U-Shape

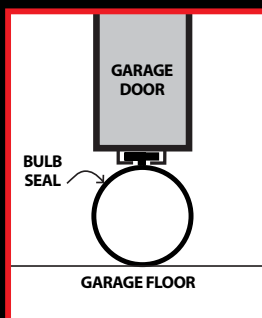


Part #	Description
54008	8' Door Seal Kit w/ track & screws
54009	9' Door Seal Kit w/ track & screws
54016	16' Door Seal Kit w/ track & screws
54018	18' Door Seal Kit w/ track & screws
54020	20' Door Seal Kit w/ track & screws

Part #	Description (Seal Only)
55010	10' U-Shape Seal with 1/4" T-Ends
55020	20' U-Shape Seal with 1/4" T-Ends



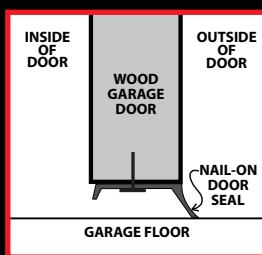
1" Bulb Seal with T-End



Part #	Description (Seal Only)
56010	10' Bulb Seal with 1/4" T-End
56020	20' Bulb Seal with 1/4" T-End
36010	10' Bulb Seal with 3/8" T-End
36020	20' Bulb Seal with 3/8" T-End



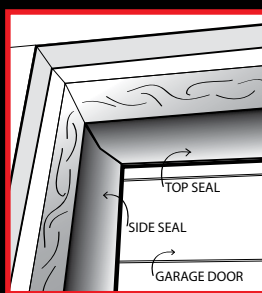
Nail-On Door Seal for Wood Doors



Part #	Description
57010	10' Nail-On Seal (nails incl.)
57020	20' Nail-On Seal (nails incl.)



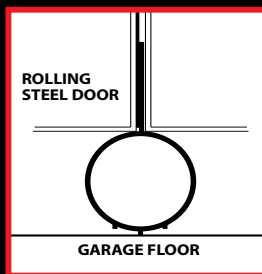
Top and Side Seal



Part #	Description
58026	26' Top & Side Seal (nails incl.) 1 car garage kit
58036	36' Top & Side Seal (nails incl.) 2 car garage kit



Commercial Door Seal for Rolling Steel Doors



Part #	Description (Seal Only)
59008	8' Commercial Door Seal
59009	9' Commercial Door Seal
59010	10' Commercial Door Seal
59500	Commercial Door Seal by Foot

*Style Tile*TM



Transform your home with Style TileTM

Style Tile™ has created the ultimate combination of form and function. Style Tile™ interlocking floor tiles are available in a Tire Tread Pattern, a Coin Pattern and a Drain Tile. With Style Tile™, the Drain floor tile is vented allowing dirt, water and debris to fall through. The water evaporates and from time to time, you use a shop-vac and clean the dirt right through your garage floor tile! The beauty is, the dirt is hidden and your new garage floor stays clean.

With some garage floor systems, the functionality ends there, but not with Style Tile™! The Drain Tile is designed to interlock with and compliment the Tire Tread and Coin Pattern tile. The concept is so brilliant, yet so simple. Use the Drain Tile in the areas where your vehicles pull in and in any high traffic areas, like where your kids leave their muddy boots. Any water will drain immediately and therefore not track into the rest of your garage. If you have a garage that is more of a workshop, you may want to consider Drain Tile over the entire surface.



Tire Tread Pattern

Part #	Color	Description
11001	Black	40 count box, 12" x 12" x .5" Tire Tread Pattern Tile
11002	White	40 count box, 12" x 12" x .5" Tire Tread Pattern Tile
11003	Silver	40 count box, 12" x 12" x .5" Tire Tread Pattern Tile
11004	Gray	40 count box, 12" x 12" x .5" Tire Tread Pattern Tile
11005	Red	40 count box, 12" x 12" x .5" Tire Tread Pattern Tile
11006	Beige	40 count box, 12" x 12" x .5" Tire Tread Pattern Tile
11007	Blue	40 count box, 12" x 12" x .5" Tire Tread Pattern Tile



BEFORE



AFTER

Coin Pattern

Part #	Color	Description
12001	Black	40 count box, 12" x 12" x .5" Coin Pattern Tile
12002	White	40 count box, 12" x 12" x .5" Coin Pattern Tile
12003	Silver	40 count box, 12" x 12" x .5" Coin Pattern Tile
12004	Gray	40 count box, 12" x 12" x .5" Coin Pattern Tile
12005	Red	40 count box, 12" x 12" x .5" Coin Pattern Tile
12006	Beige	40 count box, 12" x 12" x .5" Coin Pattern Tile
12007	Blue	40 count box, 12" x 12" x .5" Coin Pattern Tile

How To Order Your Style Tile™ Floor

Begin the layout of your new Style Tile™ floor, at the open end of the garage (where the car enters). If you are installing the Style Tile™ floor in a room, start at the doorway to the room. Standing inside the garage (or room) one male side (with tabs) must face outward, towards the street (or door opening) and the other male side facing to your right. It may be helpful to draw out a sketch of the area that you plan to tile.

Now that you have the proper alignment of the tiles, you will be able to order edge pieces that will lock into place.


The Style Tile™ can be easily cut to fit, by using a utility knife, circular saw or table saw.

When designing the layout and ordering your new Style Tile™ floor, please keep in mind that all 12" x 12" tiles are packaged and sold 40 tiles to a box (40 sq. ft.). Edge pieces are sold individually.



Drain Tile

Part #	Color	Description
13001	Black	40 count box, 12" x 12"x .5" Drain Tile
13002	White	40 count box, 12" x 12"x .5" Drain Tile
13003	Sliver	40 count box, 12" x 12"x .5" Drain Tile
13004	Gray	40 count box, 12" x 12"x .5" Drain Tile
13005	Red	40 count box, 12" x 12"x .5" Drain Tile
13006	Beige	40 count box, 12" x 12"x .5" Drain Tile
13007	Blue	40 count box, 12" x 12"x .5" Drain Tile



Black Edging

Part #	Color	Description
19001	Black	1 count, 12" x 3" Male Edge
19002	Black	1 count, 12" x 3" Female Edge
19003	Black	1 count, 15" x 3" Male Edge with Corner
19004	Black	1 count, 15" x 3" Female Edge with Corner



Male Edge



Female Edge



Male Edge with Corner



Female Edge with Corner



Transform your basement into that extra room you've always dreamed of...

Style Tile™ is moisture and mildew resistant. Since it installs over your existing floors, it creates a moisture barrier from the concrete. Now everything in your basement is safe and secure.

Transform your outdoor deck or patio into a low maintenance, designer's dream backyard.

Install Style Tile™ Drain Tile over existing wood and concrete decking to transform your backyard into an entertainer's delight. Style Tile™ is UV resistant and colorfast so it won't fade or crack.



Transform your home with Style Tile™!

Transform your garage into a showroom.

Design that one of a kind colorful, durable and simple to install garage that you deserve. Style Tile™ covers cracked and pitted concrete to beautify your garage into a showroom.

Transform your exercise room into a health club.

Style Tile™ can be laid directly over existing floors to beautify and protect your workout room. Now your home gym will have that health club look and feel.



Exclusive 20-Year Warranty

Rest assured, your investment is safe. Style Tile™ comes with an exclusive 20-year warranty.

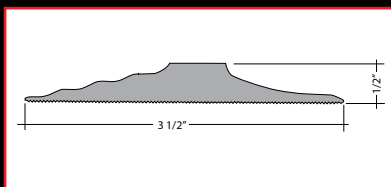
Tsunami Seal® Garage Door Threshold Seal

- Creates a barrier against water, leaves, dirt and snow.
- Keeps out insects, snakes and rodents.
- Garage stays warmer during the winter and cooler during the summer.
- Helps to Save Energy.
- Works with roll up doors, hinged doors and walk through doors.
- Includes Liquid Nails® Ultra Duty Poly™ Adhesive.
- Includes a metal Caulking Gun (except for 50' & 100' kits).
- Lifetime Warranty
- Available in Gray, Brown and Black: 10', 16', 18', 20', 50' and 100' kits.



The Tsunami Seal® Garage Door Threshold Seal mounts to your garage floor creating the perfect seal between your door and your garage floor. The Garage Door Threshold Seal creates a tight seal for your garage door which will keep leaves, dirt, water and snow from being blown under the garage door by the wind. Also, if you have a sloped driveway or an uneven garage floor and water is seeping under your garage door, the Door Seal adds a 1/2" tall barrier to the garage floor. The Door Seal will also help keep out unwanted insects and snakes. By creating a better seal, your garage will stay warmer during the winter and cooler during the summer, helping to keep your energy cost down. The Tsunami Seal® Garage Door Seal is available in gray, brown and black, to blend with the color scheme of your home.

The Door Seal works great with all types of garage doors including roll up doors, hinged wood doors and walk through doors. The one piece strip is permanently secured to the garage floor with the included Liquid Nails® Polyurethane Adhesive. The Tsunami Seal® Door Seal is available in 10', 16', 18' and 20' kits, which include the one piece Door Seal, Liquid Nails® Ultra Duty™ Poly Adhesive and a metal caulking gun. Contractor kits are also available in 50' and 100' lengths, which also include the Liquid Nails® Ultra Duty™ Poly Adhesive, without the caulking gun. See chart below. Comes with a Lifetime Warranty.



Description	Liquid Nails® & Caulking Gun
10' Door Seal	1 Cartridge & 1 Gun
16' Door Seal	2 Cartridges & 1 Gun
18' Door Seal	2 Cartridges & 1 Gun
20' Door Seal	2 Cartridges & 1 Gun
50' Door Seal	5 Cartridges
100' Door Seal	10 Cartridges

Part #	Color	Description
51010	Gray	10' Door Seal Kit
51016	Gray	16' Door Seal Kit
51018	Gray	18' Door Seal Kit
51020	Gray	20' Door Seal Kit
51050	Gray	50' Door Seal Kit
51100	Gray	100' Door Seal Kit

Part #	Color	Description
52010	Brown	10' Door Seal Kit
52016	Brown	16' Door Seal Kit
52018	Brown	18' Door Seal Kit
52020	Brown	20' Door Seal Kit
52050	Brown	50' Door Seal Kit
52100	Brown	100' Door Seal Kit

Part #	Color	Description
53010	Black	10' Door Seal Kit
53016	Black	16' Door Seal Kit
53018	Black	18' Door Seal Kit
53020	Black	20' Door Seal Kit
53050	Black	50' Door Seal Kit
53100	Black	100' Door Seal Kit

Diamond Deck® Flooring

- Commercial/Industrial Grade
- Base thickness is 2 mm (thickness of a nickel)
- Slip Resistant Surface
- Quick, Easy and Waterproof
- Unaffected by Battery Acid
- No Installation Required - Just Roll Out
- Can be cut to size with scissors or utility knife
- 7 Year Limited Warranty



Diamond Deck® roll out flooring protects your floor, while giving it that stylish rugged look. Simply roll out and you're done. Can be easily cut to any size, with a utility knife or scissors. Use as a parking pad or cover the entire garage floor. Resists oil, gasoline, brake fluid and antifreeze. Diamond Deck® is unaffected by battery acid, making it the ideal golf cart mat. Great for workshops, basements, trailers, laundry rooms, mud rooms, bathrooms, motorhomes and camping. Perfect whether you need a temporary or a permanent flooring solution, that is tough, waterproof, durable and easy to install. Seams can be permanently sealed together, making them waterproof, with our vinyl backer and Oatey X-15 Vinyl Adhesive.

Ideal for:

Garages
Workshops
Basements
Trailers
Toy Hauler
Desert Toys
Laundry Rooms
Mud Rooms
Bathrooms
Camping
Trade Shows
Truck Beds
Cargo Vans



Available Colors



Graphite



Silver